



# Unit 2 Part 2

# Learning Goals:

- ▶ Identify classroom objects
- ▶ Describe a school
- ▶ Grammar:
  - ▶ Times and expressions
  - ▶ Pronunciation: Plural – S endings
  - ▶ In, on and at
  - ▶ Prepositions of place



# Warm-up



WHAT'S THE TIME?

# Listening & Pronunciation

# Times and Location

## Telling the time



It's ... **o'clock**

It's five **to** ...      It's five **past** ...

It's ten **to** ...      It's ten **past** ...

It's (a) quarter **to** ...      It's (a) quarter **past** ...

It's twenty **to** ...      It's twenty **past** ...

It's twenty-five **to** ...      It's twenty-five **past** ...

It's half **past** ...

2:00 - It's two <b>o'clock</b> .	2:30 - It's half <b>past</b> two.
2:05 - It's five <b>past</b> two.	2:35 - It's twenty-five <b>to</b> three.
2:10 - It's ten <b>past</b> two.	2:40 - It's twenty <b>to</b> three.
2:15 - It's quarter <b>past</b> two.	2:45 - It's quarter <b>to</b> three.
2:20 - It's twenty <b>past</b> two.	2:50 - It's ten <b>to</b> three.
2:25 - It's twenty-five <b>past</b> two.	2:55 - It's five <b>to</b> three.

We use **AT + TIME** when giving the time of a specific event.

- The class starts at nine o'clock.
- The flight leaves at ten to three.

We use **IT IS** or **IT'S** to answer a question that asks for the time right now.

What time is it? - It is half past four.  
What's the time? - It's twenty to five.

[www.grammar.cl](http://www.grammar.cl)    [www.woodwardenglish.com](http://www.woodwardenglish.com)    [www.vocabulary.cl](http://www.vocabulary.cl)

# Let's Practice

## WHAT TIME IS IT?

1	2:15	5:20	2
3	4:00	1:40	4
5	6:55	9:05	6

1. It's two fifteen.  
It's a quarter **PAST** two.
2. It's five twenty.  
It's twenty **PAST** five.
3. It's four **O'CLOCK**.
4. It's one forty.  
It's twenty **TO** two.
5. It's six fifty-five.  
It's five **TO** seven.
6. It's nine o-five.  
It's five **past** nine.

# Pronunciation: Plural -S endings

## Pronunciation of S

Plural Nouns - Verbs in Third Person

The pronunciation of words ending in S depends on the final consonant (sound). There are three ways to pronounce the S:

**/iz/**

SIBILANT

C races  
S buses  
X boxes  
Z prizes  
SS kisses  
CH watches  
SH dishes  
GE changes

**Sibilant Sound**  
a hissing or  
buzzing sound

**/s/**

VOICELESS

P sleeps  
K books  
T hats  
F cliff  
PH graphs  
TH myths

**Voiced Sound**  
uses the vocal cords  
and it produces a  
vibration or humming  
sound in the throat

**/z/**

VOICED

B crabs  
D words  
G bags  
L deals  
M dreams  
N fans  
NG sings  
R wears  
V gloves  
Y plays

# Let's Practice



**/s/**  
likes  
its  
cats  
laughs  
sports  
It's

**/z/**  
dogs  
knows  
owns  
loves

**/iz/**  
horses  
dishes  
surprises

likes / its / dogs / cats / horses / laughs / dishes /  
knows / owns / loves / sports / surprises / it's ..

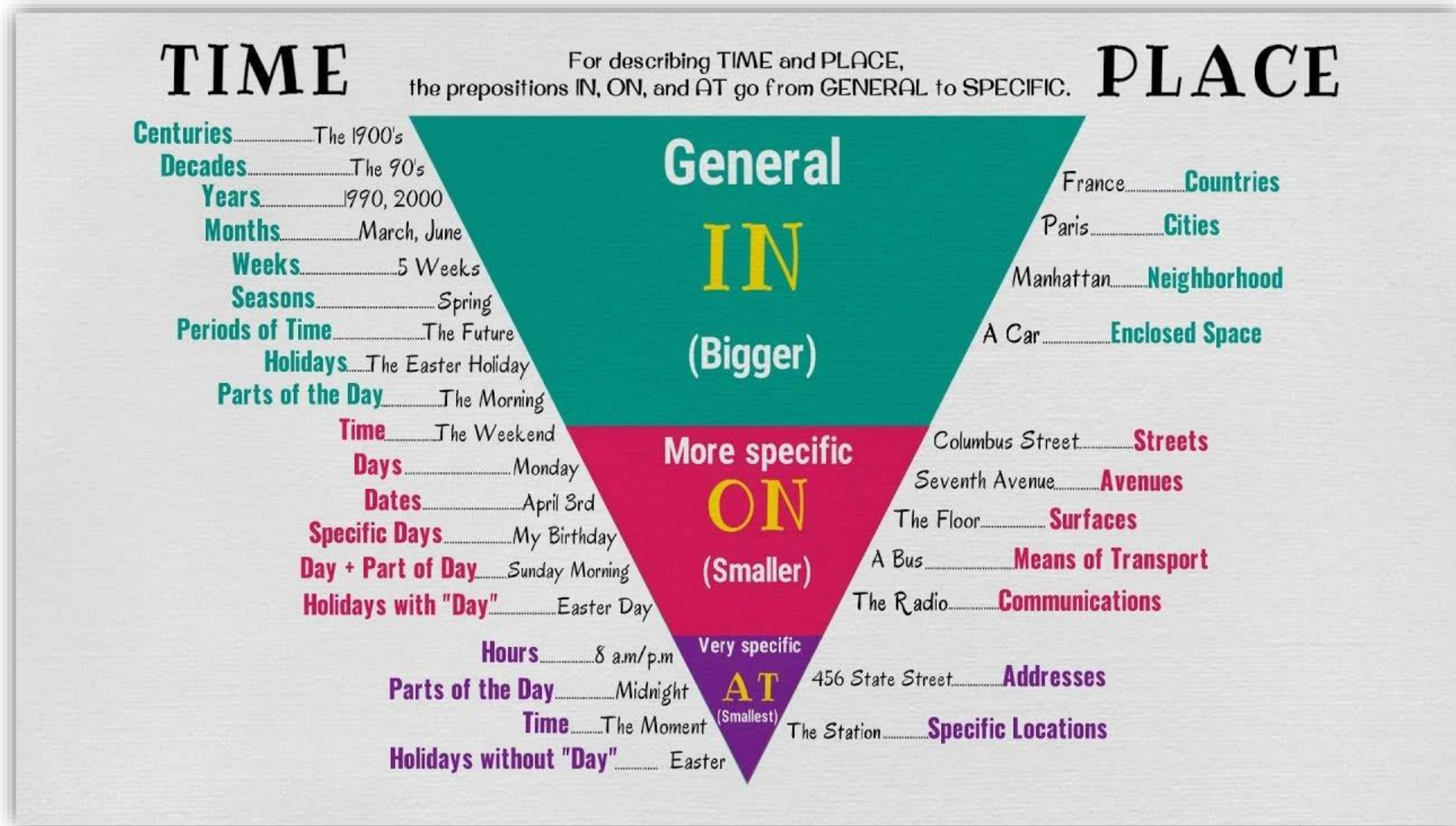
fppt.com





# Reading & Writing

# In, on and at



# Let's Practice

COMPLETE WITH **IN**, **AT** OR **ON**:

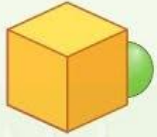
1. Our classes are ON Mondays and Wednesdays.
2. I live AT 28 Park Street.
3. Jack traveled to Spain IN 2015.
4. I go to work AT 7:15.
5. Christmas is IN December.
6. The cell phone is ON the desk.

# Prepositions of place

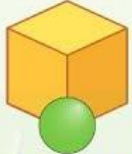
## PREPOSITIONS OF PLACE

### PREPOSITIONS OF PLACE

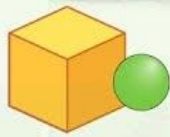
Woodward's  
ENGLISH



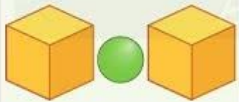
BEHIND



IN FRONT OF



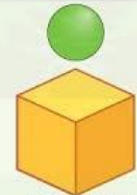
NEXT TO



BETWEEN



NEAR



ABOVE



BELOW



IN



ON

© Woodward English

[www.grammar.cl](http://www.grammar.cl)

[www.woodwardenglish.com](http://www.woodwardenglish.com)

[www.vocabulary.cl](http://www.vocabulary.cl)

### PREPOSITIONS OF PLACE

Woodward's  
ENGLISH



The dogs are behind the postman.

BEHIND



The dog is in front of the man.

IN FRONT OF



The dog is next to the bones.

The dog is beside the bones.

NEXT TO / BESIDE



The bone is between the two dogs.

BETWEEN



The dog is near the book.

The dog is close to the book.

NEAR / CLOSE TO



The blue dog is above the fire hydrant.

The blue dog is over the fire hydrant.

ABOVE / OVER



The fire hydrant is below the blue dog.

The fire hydrant is under the blue dog.

BELOW / UNDER



The dog is in the bed.

There is a thermometer in its mouth.

IN



The dog is on the table.

The woman has dog saliva on her.

ON

© Woodward English

[www.grammar.cl](http://www.grammar.cl)








[www.woodwardenglish.com](http://www.woodwardenglish.com)

[www.vocabulary.cl](http://www.vocabulary.cl)

# Let's Practice

WHERE IS THE MOUSE?

**Prepositions of Place**

<p>In</p> 	<p>On</p> 	<p>Under</p> 	<p>Behind</p> 
<p>Next to</p> 	<p>In front of</p> 	<p>Between</p> 	

PHONE BOOTH

BENCH

TABLE

COUCH/SOFA

TV

BOOKS

# Recap

- ▶ Do you remember the goals for this lesson? Let's check them again.
- ▶ Let's quickly recap what we have studied today:
  - ▶ Times and expressions;
  - ▶ Pronunciation: Plural -S ending;
  - ▶ In, on and at;
  - ▶ Prepositions of place;

# Practice in My Time English platform

- ▶ Now you've finished this lesson you're able to do the following activities on the My Time English platform - Level 2, Unit 2:
  - ▶ Lesson 6: Listening;
  - ▶ Lesson 7: Reading & Writing;
  - ▶ Lesson 8: Video;
- ▶ Remember to practice and write down any questions you might have;
- ▶ Use IPA's channels to get the necessary help;

LEVEL 1    LEVEL 2    LEVEL 3    LEVEL 4

✔ Tested Out    ○ Unit Start/End    ● Completed    ● In Progress    ● To Do    🔒 Locked

PART 1

Unit 1: Welcome

Unit 2: My School

- Unit Start Page | Go
- 1 Vocabulary | Resume
- 2 Grammar A | Resume
- 3 Grammar B | Resume
- 4 Grammar C | Resume
- 5 Grammar D | Resume
- 6 Listening | Go
- 7 Reading and Writing | Go
- 8 Video | Go
- Unit End Page | Go

# References

- ▶ Keeping your progress in mind we have selected some activities and extras materials;
- ▶ As extras we have the following videos:
  - ▶ <https://www.youtube.com/watch?v=-fCcdzHj7fg>  
(saying time in English)
  - ▶ <https://www.youtube.com/watch?v=dOICQrRraMA>  
(self introduction)
  - ▶ <https://www.youtube.com/watch?v=QQavoMYmMVE>  
(Where are you from?)
- ▶ Remember to practice your English as much as possible!  
If you need any further help, please let us know!
- ▶ Keep up the good work!!

