

Unit 2 Part 1

Lesson Goals:

- ▶ Describe a classroom;
- ▶ Understand classroom directions.

Warm-up

- ▶ Let's watch a video about classroom directions;
- ▶ As you watch this video, whenever you see an expression you do not understand, pause and write it down. After you finish the video, look for the meaning of these sentences you have written down.
- ▶ Then, watch the video on more time and evaluate your progress.
- ▶ <https://www.youtube.com/watch?v=oYWoKhJ7hOQ>

Vocabulary

- ▶ Listen to the pronunciation of the object and repeat.

Classroom Objects



table



chair



desk



board



window



door



cupboard



bookcase



school bag



pencil case



book



notebook



pencil



eraser



sharpener



ruler



paper



crayons



scissors



glue

Grammar – Articles A/An

- ▶ Articles a/an or indefinite articles:
 - ▶ A or An literally mean one.
 - ▶ We do not use them with plural.
 - ▶ A comes before a consonant sound – a car, a door, a blackboard.
 - ▶ An comes before a vowel sound – an eraser, an English book, an apple.
- ▶ Article The or definite article:
 - ▶ We use when we are talking about specific things.
 - ▶ We can use with singular and plural, but we do not use it for people.

Grammar – Articles A/An

- ▶ Use the article a or an for the following objects:

___ table	___ school bag	___ ruler
___ chair	___ eraser	___ egg
___ desk	___ pencil case	___ iron
___ board	___ English book	___ elephant
___ window	___ book	___ crayon
___ door	___ notebook	___ orange
___ cupboard	___ apple	___ laptop
___ bookcase	___ sharpener	___ glues

Grammar – Articles A/An

- ▶ Use the article a or an for the following objects:

a table

a school bag

a ruler

a chair

an eraser

an egg

a desk

a pencil case

an iron

a board

an English book

an elephant

a window

a book

a crayon

a door

a notebook

an orange

a cupboard

an apple

a laptop

a bookcase

a sharpener

a glue

Grammar – Singular and Plural


- ▶ Similar to Portuguese in English we also have the –s ending plural.
 - ▶ Car – cars
 - ▶ House – houses
 - ▶ Book – books
- ▶ There are some rules of spelling for the plural. We need to pay attention to them, but most will come naturally as we keep practicing and learning more vocabulary.
- ▶ The following slide will bring these rules.

Grammar – Singular and Plural

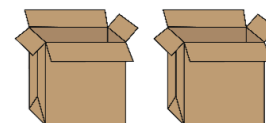
Plural Rules

Add -s to most nouns to make them plural

dogs



Add -es to nouns that end in ch, sh, s, x or z



boxes

If the noun ends in -y with a consonant before the -y, change the -y to -i and add -es



cherries


If the noun ends in f or fe, drop the f and add -ves



leaves


Grammar – Singular and Plural


- ▶ We saw the rules for the –s ending nouns, but we also have some irregular nouns and they do not follow any of those rules.



LIST OF IRREGULAR PLURALS

<p>Person -> People</p> <p>Foot -> Feet</p> <p>Tooth -> Teeth</p> <p>Child -> Children</p> <p>Mouse -> Mice</p> <p>Sheep -> Sheep</p> <p>Fish -> Fish</p> <p>Leaf -> Leaves</p> <p>Goose -> Geese</p> <p>Woman -> Women</p> <p>Aircraft -> Aircraft</p> <p>Apex -> Apices</p> <p>Bison -> Bison</p>	<p>Crisis -> Crises</p> <p>Curriculum -> Curricula</p> <p>Datum -> Data</p> <p>Focus -> Foci</p> <p>Series -> Series</p> <p>Vita -> Vitae</p> <p>Tuna -> Tuna</p> <p>Quiz -> Quizzes</p> <p>Index -> Indices</p> <p>Man -> Men</p> <p>Ellipsis -> Ellipses</p> <p>Codex -> Codices</p> <p>Analysis -> Analyses</p>	<p>Larva -> Larvae</p> <p>Alumni -> Alumnae</p> <p>Erratum -> Errata</p> <p>Ox -> Oxen</p> <p>Oasis -> Oases</p> <p>Swine -> Swine</p> <p>Trout -> Trout</p> <p>Genus -> Genera</p> <p>Diagnosis -> Diagnoses</p>
---	--	---




www.loveenglish.org

Grammar – There is/ There are

- ▶ There is and there are indicate the existence of someone or something. In Portuguese it would be the verb “haver”. Be careful with the translation particularly at this point because we mistakenly switch there is/there are for have.
- ▶ Structures:
 - ▶ **Affirmative:**
 - ▶ Singular – There is a car in front of my house.
 - ▶ Plural – There are two restaurants on my street.
 - ▶ **Negative:**
 - ▶ Singular: - There isn't a car in front of my house
 - ▶ Plural: - There aren't any restaurants on my street

Grammar – There is/ There are


- ▶ Yes/No questions:
 - ▶ Structure:
 - ▶ We need to invert the order that we use on the affirmative.
E.g.: There is a car in front of my house → Is there a car in front of my house?
 - ▶ Is there a car in front of your house?
Yes, there is. / No, there isn't.
 - ▶ Are there any restaurants on your street?
Yes, there are. / No, there aren't.
- ▶ Pay attention if the question is singular or plural, that will tell you how to answer.

Grammar – Demonstrative This/These

- ▶ This and these are demonstrative and the difference between them is:
 - ▶ This is singular – This is a book.
 - ▶ These is plural – These are books.
- ▶ Both refers to things that are close to you.

Grammar – Demonstrative This/These

This - That - These - Those



Demonstratives

English Grammar

singular

plural

here	this	these
there	that	those

Demonstrative Pronouns

singular This is a red pen.

plural These are blue pens.

Demonstrative Pronoun + Verb*


* or by itself. - e.g. Do you want this?


Demonstrative Adjectives


singular This pen is red.


plural These pens are blue.

Demonstrative Adjective + Noun

 **this book**
(here / close)

 **these books**
(here / close)

 **that book**
(there / not close)

 **those books**
(there / not close)

www.grammar.cl

www.woodwardenglish.com

www.vocabulary.cl

Exercises

A. Use `this´ or `these´

1. Is _____ my drink?
2. _____ aren't my trainers.
3. Is _____ an interesting museum.
4. _____ are new bikes.
5. _____ is my house.
6. _____ is a hill.
7. _____ are donkeys.
8. What is _____?
10. Hi, Jane! _____ is Michael.
11. _____ James' bike.
12. _____ are his children.
13. _____ are his sister's children.
14. _____ is Pete.
15. _____ is my restaurant.
16. _____ are my jewels.
17. _____ is the church of my town.
18. _____ are my father's book.
19. _____ is Ajax's stadium.
20. _____ is my bag.
21. Is _____ my TV?

Recap

- ▶ Do you remember the goals for this lesson? Let's check them again.
- ▶ Let's quickly recap what we have studied today:
 - ▶ Classroom objects and classroom directions;
 - ▶ Articles a/an;
 - ▶ Singular and plural (-s endings/irregulars);
 - ▶ There is and There are;
 - ▶ This and These;
- ▶ First, remember that now you've finished this lesson and you're able to do the following activities on the MTE platform:
 - ▶ Vocabulary;
 - ▶ Grammar A, B, C, D;
 - ▶ These exercises are essential for your progress, so try to do them on time!
- ▶ Remember to practice and write down any questions you might have;
- ▶ Use IPA's channels to get the necessary help;

Preview for the next class

- ▶ Our next class is unit 1 part 2.
- ▶ We'll see and practice the following points:
 - ▶ Describe a classroom;
 - ▶ Pronunciation of plural nouns;
 - ▶ Read and write: Letter;
 - ▶ Video about home objects;

Extras

- ▶ Keeping your progress in mind we have selected some activities and extras materials;
- ▶ As extras we have the following videos:
 - ▶ <https://www.alunosipa.com/revisao-go-aula-3> (Articles *a/an/the*, Plural Nouns and Demonstratives);
 - ▶ https://www.youtube.com/watch?v=1V_xRb0x9aw&list=WL&index=35 (There is/there are)
- ▶ Remember to practice your English as much as possible! If you need any further help, please let us know!
- ▶ Keep up the good work!!