

Unit 1 Part 1

Lesson Goals:

- ▶ Introduce yourself;
- ▶ Give personal information.

Warm-up

- ▶ Let's watch a video showing us examples of simple introductions;
- ▶ As you watch this video, whenever you see an expression you do not understand, pause and write it down. After you finish the video, look for the meaning of these sentences you have written down.
- ▶ Then, watch the video on more time and evaluate your progress.
- ▶ <https://www.youtube.com/watch?v=gaKgwx6gZXc>

Vocabulary


- ▶ Let's see some numbers:
 - ▶ 1 – One
 - ▶ 2 – Two
 - ▶ 3 – Three
 - ▶ 4 – Four
 - ▶ 5 – Five
 - ▶ 6 – Six
 - ▶ 7 – Seven
 - ▶ 8 – Eight
 - ▶ 9 – Nine
 - ▶ 10 - Ten

Vocabulary - Numbers


How many...?




2 5 9



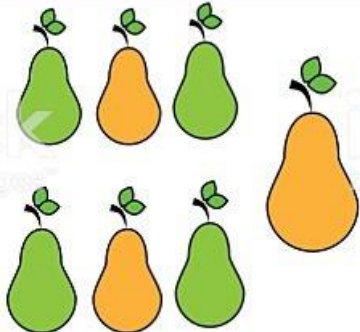
10 6 8




4 7 3



1 4 6



5 7 9



6 3 8

Vocabulary - Countries

	Nigeria
	Poland
	U.K.
	France
	U.S.A.
	Australia
	Spain
	Israel

	Russia
	China
	India
	Turkey
	Brazil
	Argentina
	Mexico
	Jamaica

	Canada
	Egypt
	South Africa
	Kenya
	Japan
	Denmark
	Finland
	Sweden

Vocabulary

Alphabet Pronunciation

A	B	C	D	E
[eɪ]	[bi:]	[si:]	[di:]	[i:]
F	G	H	I	J
[ef]	[dʒi:]	[eɪtʃ]	[aɪ]	[dʒeɪ]
K	L	M	N	O
[keɪ]	[el]	[em]	[en]	[əʊ]
P	Q	R	S	T
[pi:]	[kju:]	[ɑ:]	[es]	[ti:]
U	V	W		
[ju:]	[vi:]	[ˈdʌbəlju:]		
X	Y	Z		
[eks]	[waɪ]	[zed/zi:]		

Vocabulary – Capital and lowercase letters

TEST IMAGES								
UPPERCASE LETTERS								
A	B	C	D	E	F	G	H	I
J	K	L	M	N	O	P	Q	R
S	T	U	V	W	X	Y	Z	
LOWERCASE LETTERS								
a	b	c	d	e	f	g	h	i
j	k	l	m	n	o	p	q	r
s	t	u	v	w	x	y	z	

Introductions

- ▶ This is a typical conversation when we meet people:
 - ▶ A: Hi, I'm John. What's your name?
 - ▶ B: Hey, John. My name is Karen.
 - ▶ A: Where are you from, Karen?
 - ▶ B: I'm from Mexico. What about you?
 - ▶ A: I'm from the U.S.A.
 - ▶ B: Nice to meet you, John.
 - ▶ A: Nice to meet you, too.

Introductions

- ▶ Based on the conversation we read. Write the same conversation with your own information and .
- ▶ After you finish, read it out loud.

Grammar – The verb be

Verb Conjugation Chart					
Singular		Plural			
1st	I	am	1st	We	are
2nd	You	are	2nd	You	are
3rd	He/ She/It	is	3rd	They	are

Grammar – The verb be(Statement)

- ▶ The Verb be describes the state or the characteristic of someone or some thing. It has 3 different forms in the present: Am, is, are.
- ▶ Affirmative:
 - ▶ **Subject + BE + complement;**
 - ▶ E.g. I'm from Brazil
She is beautiful
They are at home
- ▶ Negative:
 - ▶ **Subject + BE + not +complement**
 - ▶ E.g. I'm not from Brazil
She's not beautiful
They're not at home

Grammar – The verb be(Questions)

TO BE

Simple Present Tense

	AFFIRMATIVE		NEGATIVE		
SINGULAR	I	am	happy.	I	am not
	You	are	at school.	You	aren't
	He	is	hungry.	He	isn't
	She	is	a nurse.	She	isn't
	It	is	big.	It	isn't
PLURAL	We	are	early.	We	aren't
	You	are	students.	You	aren't
	They	are	quiet.	They	aren't

QUESTIONS

<p>+ Affirmative They are happy.</p> <p>? Question Are they happy ?</p> <p>Short Answer Yes, they are / No, they aren't</p>	<p>She is rich.</p> <p>Is she rich ?</p> <p>Yes, she is / No, she isn't</p>
--	---

CONTRACTIONS

I am not...	He is not...	You are not...	We are not...	They are not...
I'm not...	He's not...	You're not...	We're not...	They're not...
X (not possible)	He isn't...	You aren't...	We aren't...	They aren't...

www.grammar.cl www.woodwardenglish.com www.vocabulary.cl

Contraction of "am not" is not possible
~~amn't~~

isn't = is not

aren't = are not

© Woodward English

Grammar – The verb be(Questions)

- ▶ As the previous picture showed, to ask a question with BE we need to switch the place of be and subject. For the questions with What and Where, just add them before the BE.
- ▶ Questions with What and Where:
 - ▶ **What + BE + Subject + complement?;**
 - ▶ E.g. What's your name?
What's her name?
What are their last names?
 - ▶ **Where + BE + Subject + complement?**
 - ▶ E.g. Where are you from?
Where is her father from?
Where is my wallet?

Grammar – The verb be

GRAMMAR WORKSHEET

- Write the words below in the correct order.
- Then, ask your questions to a classmate!



1. a you student are?

Are you a student?

2. teacher our in the is classroom?

3. blue is why the sky?

4. what family is your name?

5. your I am classmate?

6. old or are you young?

7. what now time it is?

8. is name our what teacher's?

9. is movie your who star favorite?

10. you hungry are now?

Grammar – Possessive adjective

POSSESSIVE ADJECTIVES IN ENGLISH

ENGLISH
GRAMMAR

Possessive Adjectives

SUBJECT PRONOUN	POSSESSIVE ADJECTIVE		
I	I have a shirt.	MY	My shirt is green.
YOU	You have a book.	YOUR	Your book is new.
HE	He has a pillow.	HIS	His pillow is soft.
SHE	She has a dog.	HER	Her dog is small.
IT	It has a bone.	ITS	Its bone is old.
WE	We have a bird.	OUR	Our bird is noisy.
YOU	You have a house.	YOUR	Your house is big.
THEY	They have a car.	THEIR	Their car is slow.

YOUR = Possessive Adjective

- You need to bring your dictionary.

YOU'RE = You are (contraction)

- You're an excellent student.

ITS = Possessive Adjective

- The dog played with its ball.

IT'S = It is (contraction)

- It's very hot right now.

POSSESSIVE ADJECTIVES



- My balloon is blue. ✓
- My balloons are blue. ✓
- NO CHANGE**
- Your balloon is green. ✓
- Your balloons are green. ✓
- Your balloons are green. ✗

MY YOUR THEIR
HIS HER ITS OUR

Recap

- ▶ Do you remember the goals for this lesson? Let's check them again.
- ▶ Let's quickly recap what we have studied today:
 - ▶ We learned number and countries vocabulary;
 - ▶ Different how to introduce ourselves;
 - ▶ The verb be statements and questions;
 - ▶ Possessives adjectives;
- ▶ First, remember that now you've finished this lesson and you're able to do the following activities on the MTE platform:
 - ▶ Vocabulary;
 - ▶ Grammar A, B, C, D;
 - ▶ These exercises are essential for your progress, so try to do them on time!
- ▶ Remember to practice and write down any questions you might have;
- ▶ Use IPA's channels to get the necessary help;

Preview for the next class

- ▶ Our next class is unit 1 part 2.
- ▶ We'll see and practice the following points:
 - ▶ Describe a classmate;
 - ▶ Pronunciation of contractions;
 - ▶ Read and write about English around the world;
 - ▶ Video about introductions;

Extras

- ▶ Keeping your progress in mind we have selected some activities and extras materials;
- ▶ As extras we have the following videos:
 - ▶ <https://www.alunosipa.com/revisao-go-aula-1> (Alphabet; Verb Be; Wh-questions);
 - ▶ <https://www.youtube.com/watch?v=dOICQrRraMA> (Self introduction);
 - ▶ https://www.youtube.com/watch?v=6V_3HbfFcSc (Everyday greetings);
- ▶ Remember to practice your English as much as possible! If you need any further help, please let us know!
- ▶ Keep up the good work!!