



Unit 2 Part 1

Learning Goals:

- ▶ Identify classroom objects
- ▶ Describe a school
- ▶ Grammar:
 - ▶ Singular and plural nouns
 - ▶ Articles: A/An
 - ▶ There is/There are: Statements, Yes/No questions



Warm-up



TALK ABOUT YOUR SCHOOL.

Vocabulary

The background features a dark blue area on the left, transitioning into a series of overlapping, semi-transparent green and yellow-green geometric shapes that create a sense of depth and movement. A thin white line starts from the bottom left and extends diagonally across the lower portion of the image.

Classroom Objects



Let's Practice

WHAT CLASSROOM OBJECTS DO YOU HAVE?

WHAT CLASSROOM OBJECTS DO YOU SEE IN THIS PICTURE?





Grammar

Singular and Plural Nouns

Spelling Rules for Forming Plural Nouns


Most plural nouns are formed by adding s:	camera → cameras	pen → pens
For nouns ending in a <u>vowel</u> + y add s:	boy → boys	
but For nouns ending in a <u>consonant</u> + y, drop the y and add <i>ies</i> :	dictionary → dictionaries	
For nouns ending in a <u>vowel</u> + o add s:	radio → radios	
but For nouns ending in a <u>consonant</u> + o, add s with some nouns and es with others:	photo → photos	potato → potatoes
For nouns ending in <i>ch</i> , <i>sh</i> , <i>ss</i> , or <i>x</i> , add es:	class → classes	
For nouns ending in <i>f</i> / <i>fe</i> , change it to <i>ve</i> + s:	knife → knives	leaf → leaves

Let's Practice

~Plural Nouns~





A plural noun names more than one person, place, animal, thing or idea.

Add -s dream ~ dreams flower ~ flowers shoe ~ shoes	Add -es lunch ~ lunches flash ~ flashes mess ~ messes box ~ boxes
Drop the y, add -ies baby ~ babies family ~ families story ~ stories	Drop the f, add -ves wolf ~ wolves shelf ~ shelves wife ~ wives
Irregular nouns	
mouse ~ mice man ~ men foot ~ feet person ~ people deer ~ deer	child ~ children tooth ~ teeth woman ~ women goose ~ geese fish ~ fish



Articles A/An

ARTICLES: A / AN / THE

 A / AN	 THE 
<ul style="list-style-type: none">• Used for objects that are not specific or one of several things of a similar type <p>E.g. I need a phone.</p>	<ul style="list-style-type: none">• Use for specific objects or objects that both the speaker and listener know <p>E.g. Can you give me the books on the table?</p>
<ul style="list-style-type: none">• Used the first time we introduce an object <p>E.g. I saw a movie last night.</p>	<ul style="list-style-type: none">• Used when we mention the object again <p>E.g. The movie is based on a real-life incident.</p>
<ul style="list-style-type: none">• Used as synonyms for the number one <p>E.g. They bought a computer.</p>	<ul style="list-style-type: none">• Used before plural countries or other plural regions and bodies of water <p>E.g. The Netherlands</p>
<ul style="list-style-type: none">• Used to indicate one of a group <p>E.g. She is a singer.</p> 	<ul style="list-style-type: none">• Used before certain adjectives to give a plural meaning <p>E.g. The rich</p>

Let's Practice

Complete with A, NA or THE:

1. THERE IS A BOOKCASE IN MY CLASSROOM.
2. MY TEACHER HAS AN ATLAS.
3. THE CLOCK IS ON THE WALL.
4. I HAVE A COMPUTER AND A PRINTER.

There is/There are

There is / There are

singular	There is (There's) There isn't	a	rug	in my bedroom.
plural	There are There aren't any		rugs	

Questions	Short answers
Is there an elevator in your building?	Yes, there is . / No, there isn't .
Are there (any) windows in your living room?	Yes, there are . / No, there aren't (any).
How many windows are (there) in your bedroom?	There's one . / There are two . / There aren't any .

Let's Practice



Recap

- ▶ Do you remember the goals for this lesson? Let's check them again.
- ▶ Let's quickly recap what we have studied today:
 - ▶ Classroom objects;
 - ▶ Singular and plural nouns;
 - ▶ Articles A/An;
 - ▶ There is/There are: statements and questions;

Practice in My Time English platform

- ▶ Now you've finished this lesson you're able to do the following activities on the My Time English platform - Level 2, Unit 2:
 - ▶ Lesson 1: Vocabulary
 - ▶ Lesson 2: Grammar A
 - ▶ Lesson 3: Grammar B
 - ▶ Lesson 4: Grammar C
 - ▶ Lesson 5: Grammar D
- ▶ Remember to practice and write down any questions you might have;
- ▶ Use IPA's channels to get the necessary help;

LEVEL 1 LEVEL 2 LEVEL 3 LEVEL 4

Tested Out Unit Start/End Completed In Progress To Do Locked

PART 1

Unit 1: Welcome

Unit 2: My School

- Unit Start Page | Go
- 1 Vocabulary | Resume
- 2 Grammar A | Resume
- 3 Grammar B | Resume
- 4 Grammar C | Resume
- 5 Grammar D | Resume
- 6 Listening | Go
- 7 Reading and Writing | Go
- 8 Video | Go
- Unit End Page | Go

References

- ▶ Keeping your progress in mind we have selected some activities and extras materials;
- ▶ As extras we have the following videos:
 - ▶ <https://www.alunosipa.com/revisao-go-aula-3>
(articles a/an, plural nouns and demonstratives)
 - ▶ <https://www.youtube.com/watch?v=GBywLLE5-9I>
(there is/are)
- ▶ Remember to practice your English as much as possible!
If you need any further help, please let us know!
- ▶ Keep up the good work!!

